



**These steel coloured lockers are manufactured to the highest specification.**

Lockers are welded and riveted in construction. Semi concealed hinges are welded to the door and riveted to the frame, allowing easy replacement of doors. Doors are fixed within a rebated frame to enhance compartment security. Selected doors are reinforced with profiled steel sections. Top and bottom plinths are vented to create an airflow to assist with air changes.

The carcass incorporates nesting holes on all sides and a return flange at the base for extra strength and to reduce floor damage. Lockers are manufactured using CR4 and bright galvanised steel components. Material thickness specification 0.9mm doors and frame, 0.7mm carcass and shelves. Painted components are epoxy polyester powder coated prior to assembly to ensure all surfaces are protected. Nested lockers are manufactured with common sides. The materials used classifies this locker as a fire retardant product meeting the BS Class '0' rating.



Available colour options on selected products. Components are pre-treated with an iron-phosphate chemical process prior to a satin gloss epoxy polyester powder coating paint finish. Bespoke colour options available on application.

- Anti bacterial powder coating - elite GUARD
- Robust steel construction, 0.7 - 0.9mm steel thickness
- Welded frame design for extra strength
- Comprehensive locker accessories
- 4000 differ series key cam lock for added security
- Cloakroom equipment available
- Keyless locking options available
- UK manufactured products



Direct deliveries to the end user or traders business address are included in the rrp pricing. Deliveries to commercial premises only, does not include deliveries to private addresses. Deliveries to kerbside only, nearest point of entry to the premises. Any delivery restrictions, e.g. size of vehicle, height and weight should be noted at time of order, extra charges will be incurred if a smaller/ non-standard sized vehicle is necessary to complete the delivery. Redelivery charges will apply for a failed delivery. Specific day deliveries can be arranged for full vehicle loads only, extra charges may apply.



Components of products that feature an epoxy powder coated paint finish will incorporate an anti bacterial additive which is 99.9% effective against E.coli, MRSA and moulds for the life of the product. These products are ideally suited for use in the healthcare, food, pharmaceutical industries and in areas where hygiene is important.



Various products contain a mix of steel finishes and component thicknesses, the icon indicates the range of steel thicknesses used in the product.



Cloakroom island seating is supplied flat packed and will require assembly on site. Freestanding benches supplied assembled. Cloakroom lockers require assembly.



Tray storage cupboards will require the trays and runners to be loaded into the cupboard. Instruction guide will be included within the product packaging. The trays and runners are delivered separately from the cupboard.



100% manufactured in the UK. Steel sourced from UK steel stockholders. Locker components e.g. locks sourced outside of the UK.



Locker/Cupboard test sample components complied with the requirements for BS 'Class 0' surface, as defined in paragraph A13 (b) of approved document B, 'Fire Safety', to the building regulations 2000. The result of the tests to BS 476: Part 6:1989+A1: 2009 and BS 476: part 7: 1997, demonstrate that the products, as tested, complies with the requirements for 'Class 0'.



Lockers are manufactured with an air-flow venting system incorporated in the top and bottom locker plinth.

- Anti bacterial powder coating, satin gloss finish
- Robust steel construction with rebated doors and welded frame
- Lockers complemented with sloping tops, stands and combined seat & stand options
- Keyless locking options available
- Manufactured in the UK



### Standard door colour options



Lockers supplied with mid grey carcass

### Security Features

4000 differ series lock  
 semi concealed door hinges  
 steel profiled door stiffeners\*  
 welded locker frame  
 mastered cam lock series  
 keyless locking solutions

\*One, two, three, four and five door lockers



### one door locker

PRODUCT CODE	SIZE	CLEAR ENTRY	SINGLE	NEST OF 2	NEST OF 3
	H x W x D mm	H x W x D mm			
1830301	1800 x 300 x 300	1410 x 235 x 275	✓	✓	✓
1830451	1800 x 300 x 450	1410 x 235 x 425	✓	✓	✓
1845451	1800 x 450 x 450	1410 x 385 x 425	✓		

Supplied with a top shelf and double coat hook

### two door locker

PRODUCT CODE	SIZE	CLEAR ENTRY	SINGLE	NEST OF 2	NEST OF 3
	H x W x D mm	H x W x D mm			
1830302	1800 x 300 x 300	835 x 235 x 275	✓	✓	✓
1830452	1800 x 300 x 450	835 x 235 x 425	✓	✓	✓
1845452	1800 x 450 x 450	835 x 385 x 425	✓		

Supplied with a double coat hook in each compartment

### three door locker

PRODUCT CODE	SIZE	CLEAR ENTRY	SINGLE	NEST OF 2	NEST OF 3
	H x W x D mm	H x W x D mm			
1830303	1800 x 300 x 300	540 x 235 x 275	✓	✓	
1830453	1800 x 300 x 450	540 x 235 x 425	✓	✓	
1845453	1800 x 450 x 450	540 x 385 x 425	✓		

Supplied with no internal fittings

### four door locker

PRODUCT CODE	SIZE	CLEAR ENTRY	SINGLE	NEST OF 2	NEST OF 3
	H x W x D mm	H x W x D mm			
1830304	1800 x 300 x 300	400 x 235 x 275	✓	✓	
1830454	1800 x 300 x 450	400 x 235 x 425	✓	✓	
1845454	1800 x 450 x 450	400 x 385 x 425	✓		

Supplied with no internal fittings

### five door locker

PRODUCT CODE	SIZE	CLEAR ENTRY	SINGLE	NEST OF 2	NEST OF 3
	H x W x D mm	H x W x D mm			
1830305	1800 x 300 x 300	310 x 235 x 275	✓	✓	
1830455	1800 x 300 x 450	310 x 235 x 425	✓	✓	

Supplied with no internal fittings

### six door locker

PRODUCT CODE	SIZE	CLEAR ENTRY	SINGLE	NEST OF 2	NEST OF 3
	H x W x D mm	H x W x D mm			
1830306	1800 x 300 x 300	260 x 235 x 275	✓	✓	
1830456	1800 x 300 x 450	260 x 235 x 425	✓	✓	

Supplied with no internal fittings

### eight door locker

PRODUCT CODE	SIZE	CLEAR ENTRY	SINGLE	NEST OF 2	NEST OF 3
	H x W x D mm	H x W x D mm			
1830308	1800 x 300 x 300	185 x 235 x 275	✓		
1830458	1800 x 300 x 450	185 x 235 x 425	✓		

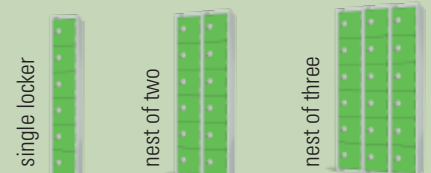
Supplied with no internal fittings

550mm deep lockers available - ask for details.

Bespoke lockers e.g. extra shelves non-standard sizes - ask for details

### nested lockers...

Cost savings... manufactured with common sides, cannot be separated.



Only single and nest of 2 lockers can be supplied with sloping tops.





### Sloping Top

Prevents the build-up of debris and maintains a tidy and hygienic environment. Factory fitted.



### Mechanical Combination Lock

4 Digit mechanical combination lock with master key override. Additional security features. Master key sold separately.



### £1 Coin Return lock

Can be retro fitted to standard lockers.



### Padlock Fitting type 1

Simple keyless locking solution. Clutch operation to improve security. Default padlock option for standard lockers.



### Padlock Fitting type 2

Fixed cam bar operation. Ideal for younger users e.g. school lockers wanting a latch lock.



### Master Override Key

Key Cam Lock, Mechanical Combination Locks, £1 Coin Return or Token Return Lock.



## seat & stands

- Welded 38mm tubular steel
- Durable powder coated paint finish
- Adjustable feet
- Supplied with two solid beech wood slats
- Locker raised 340mm minimum

PRODUCT CODE	WIDTH mm
LSS30	300
LSS45	450
LSS60	600
LSS90	900
LSS120	1200

The above sizes accept single or multiple lockers. Manufactured to suit various locker depths.

Seats and stands require attaching to lockers on site. Fixings supplied.



LSS120 accepts 2no. x nest of 2 lockers



## locker stands


- Welded 25mm tubular steel
- Powder coated to match locker carcass
- Adjustable feet
- Helps maintain a clean floor surface
- Locker raised 150mm

PRODUCT CODE	WIDTH mm
LS30	300
LS38	380
LS45	450
LS60	600
LS90	900
LS120	1200

The above sizes accept single or multiple lockers.  
Manufactured to suit various locker depths.



Rear legs stepped in on request



LS90 accepts a nest of 2 and a single locker

## Electronic Combination Lock

4 digit user combination code with single and multiple user modes. Features a master service code.



## Electronic rfid mifare Lock

Keyless locking solution with multiple user modes utilising wireless technology.



## Vinyl Numbering

Numbered vinyl labels to help with locker allocation and identification. Black numeric print on white background.



## Hanging Rail

Available as an alternative to a double coat hook. Ideal for 450mm deep lockers only. Factory fitted.



## Key Fob

Numbered key fob to compliment vinyl numbering. Made from traffolyte material.



Replacement locks key camlock or padlock fittings.



**Important factors to consider on locker room design and choice of locker.**

The size and choice of the locker compartment type will be determined by the items to be stored e.g. the need to hang garments, size of bags/holdalls, the storage of motor cycle helmets and footwear etc. There may be a need to keep workwear separately from personal clothing.

If hygiene is important consider a factory fitted sloping top option on lockers. This prevents an unwanted build up of dirt and debris and also encourages storage within the locker and not on top of the locker. Locker stands will raise the locker off the floor to provide cleaning access and clear of harmful floor cleaning chemicals.

In dry changing room environments lockers can be floor mounted. In wet areas it is important to raise the locker off the floor using locker stands.

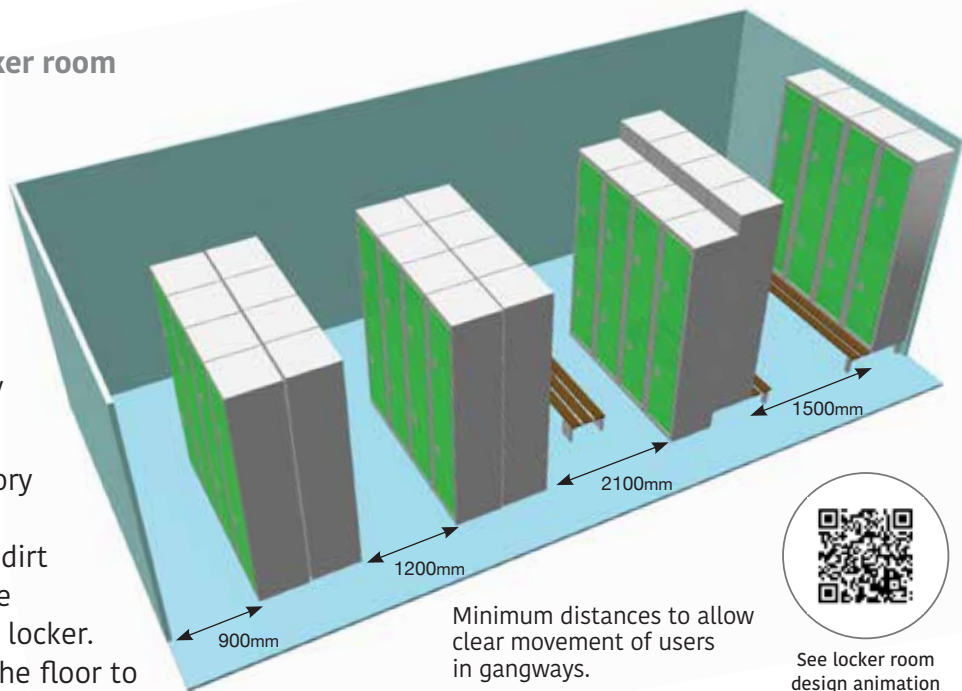
Check floor surfaces are level, lockers are designed to be floor standing. To overcome uneven floors locker stands are supplied with adjustable feet.

If users are changing footwear, it would be useful to offer bench seating or an integral seat and stand option.

If there is a need to air damp clothing - then consider lockers where compartments are big enough to hang garments. Also consider perforated holes in doors to increase air circulation.

Consider the type of lock carefully, the choices are.... key cam lock, padlock type fitting, £1 coin return or token return lock, 4 digit combination locks and electronic rfid locks. Remember during installation to database keys to a locker compartment for easier key management.

Consider additional locker accessories, e.g. hanging rail, vinyl numbering, extra keys, master keys etc.



Is there a need for locker compartments to be visually monitored? vision panel doors allow inspection from outside of the locker.

Finally, it is important to consider the factors relating to the delivery of lockers and their installation e.g. how best to manage the removal of old lockers and the contents of the compartments, delivery access – vehicle size restrictions, can the installation be carried out during normal working hours. The availability of suitable handling and lifting equipment, remembering nested lockers are more difficult to handle than single lockers.

**General Information**

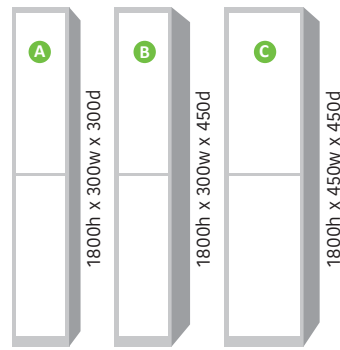
Metal lockers are not intended for use in damp or wet areas. Under the Workplace (Health, Safety and Welfare regulations 1992) employers are required to provide suitable and sufficient accommodation for workwear and personal clothing. The Personal Protective Equipment at work regulations 1992 also require the provision of suitable storage to protect personal protective equipment from damage, contamination or loss.

single door lockers



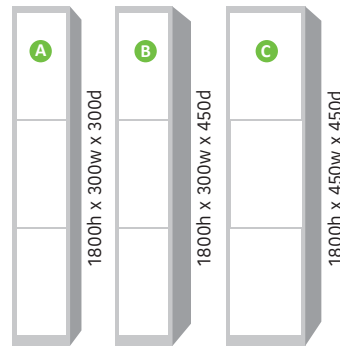
- A 270/1410h x 235w x 275d
- B 270/1410h x 235w x 425d
- C 270/1410h x 385w x 425d

two door lockers



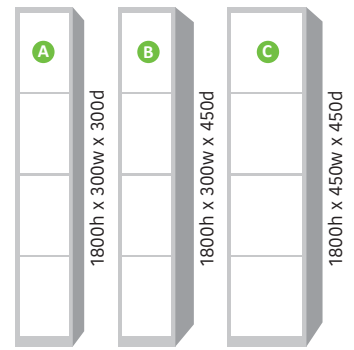
- A 835h x 235w x 275d
- B 835h x 235w x 425d
- C 835h x 385w x 425d

three door lockers



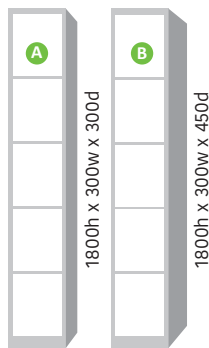
- A 540h x 235w x 275d
- B 540h x 235w x 425d
- C 540h x 385w x 425d

four door lockers



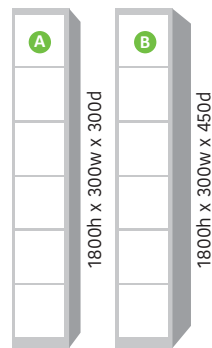
- A 400h x 235w x 275d
- B 400h x 235w x 425d
- C 400h x 385w x 425d

five door lockers



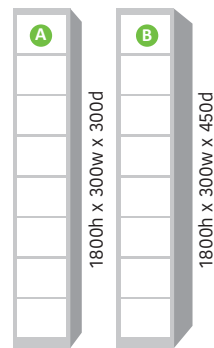
- A 310h x 235w x 275d
- B 310h x 235w x 425d

six door lockers



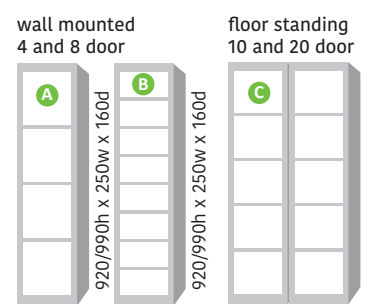
- A 260h x 235w x 275d
- B 260h x 235w x 425d

eight door lockers



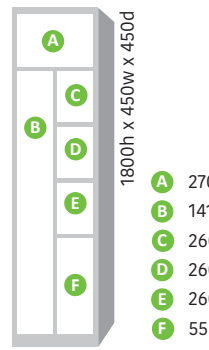
- A 185h x 235w x 275d
- B 185h x 235w x 425d

personal effects lockers



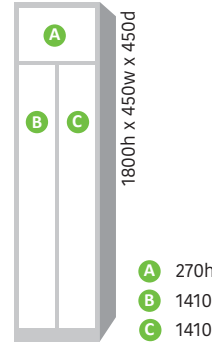
- A 180h x 190w x 135d
- B 75h x 190w x 135d
- C 150h x 165w x 355d

combi locker



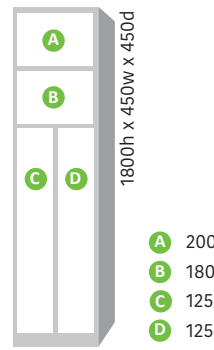
- A 270h x 385w x 425d
- B 1410h x 175w x 425d
- C 260h x 190w x 425d
- D 260h x 190w x 425d
- E 260h x 190w x 425d
- F 555h x 190w x 425d

clean & dirty locker



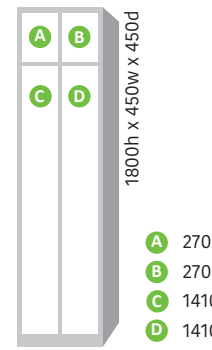
- A 270h x 385w x 425d
- B 1410h x 175w x 425d
- C 1410h x 175w x 425d

two person locker



- A 200h x 385w x 425d
- B 180h x 385w x 425d
- C 1250h x 175w x 425d
- D 1250h x 175w x 425d

twin locker



- A 270h x 175w x 425d
- B 270h x 175w x 425d
- C 14100h x 175w x 425d
- D 1410h x 175w x 425d

school lockers



- A 200/1050h x 235w x 275/355/425d
- B 630h x 235w x 275/355/425d
- C 400h x 235w x 275/355/425d

cube lockers



- A 250h x 240w x 280d
- B 330h x 315w x 360d
- C 400h x 385w x 430d

quarto locker


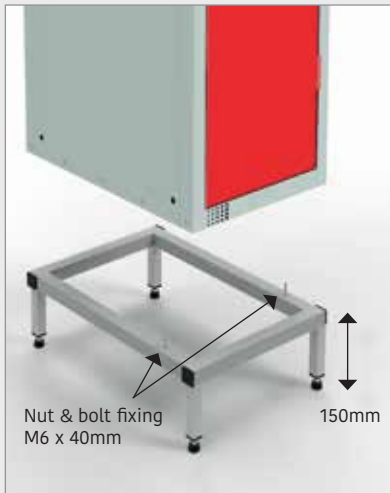
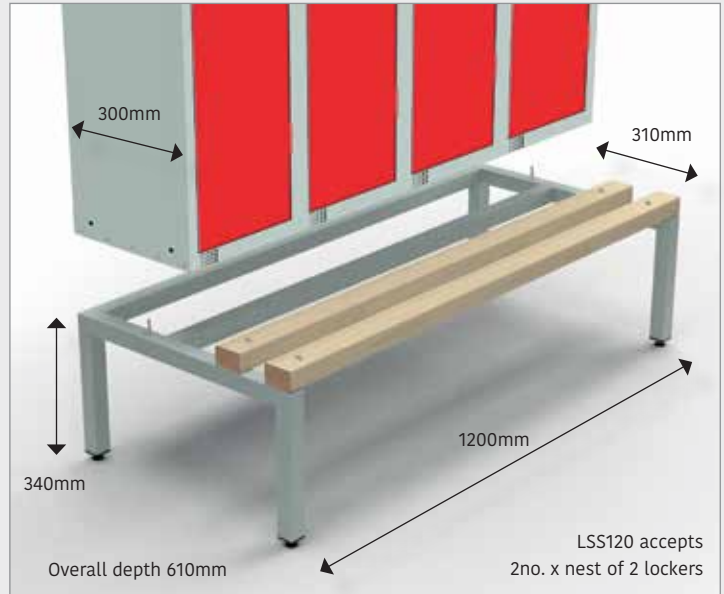
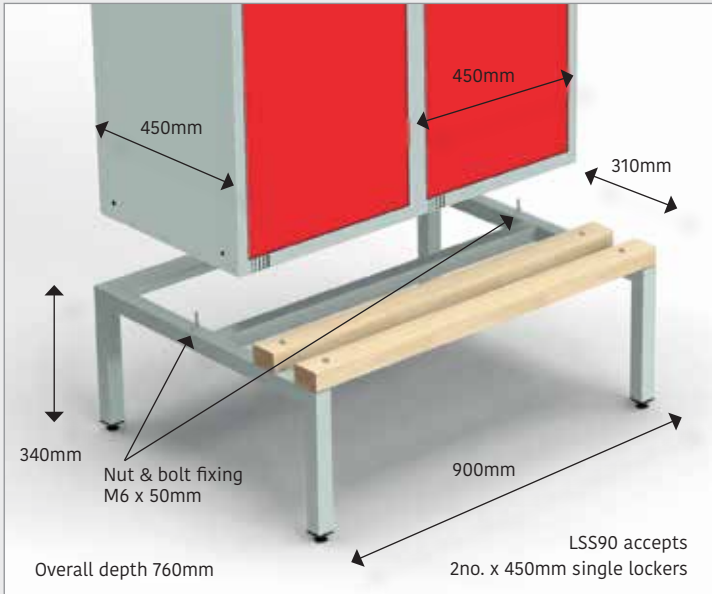
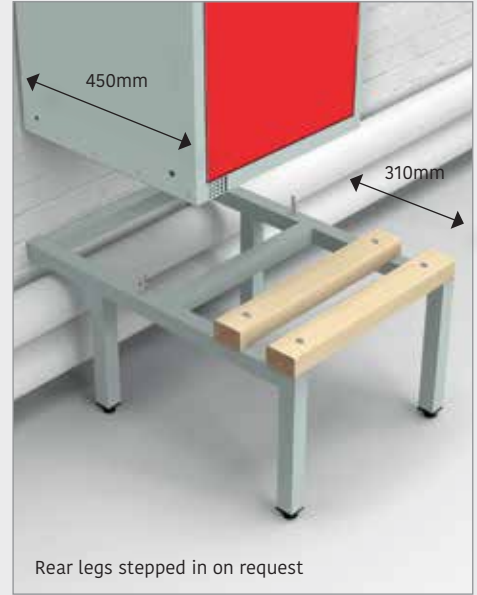
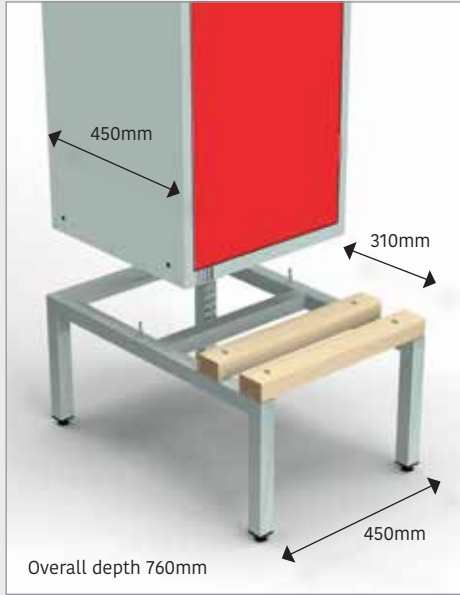
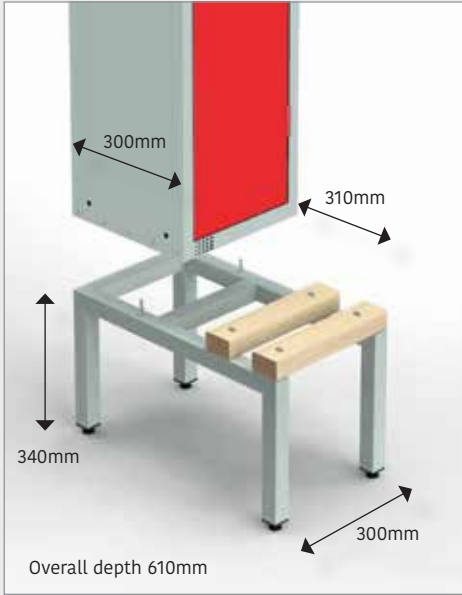


- A 400h x 235w x 425d

garment lockers






- A 1710h x 280w x 425d
- B 545h x 280w x 425d
- C 320h x 280w x 425d
- D 195h x 280w x 425d
- E 150h x 280w x 425d
- F 95h x 280w x 425d



elite

range of products



Authorised Distributor



web: [www.lockersonline.co.uk](http://www.lockersonline.co.uk)

tel: 01244 940751

email: [support:lockersonline.co.uk](mailto:support:lockersonline.co.uk)

 UK manufactured products